








## Daily Outlook

GLOBAL MARKETS & ECONOMIES | WEEKLY ECONOMIC INDICATORS | CURRENCIES | PRECIOUS METAL | OIL |

Counter	News	Trend	Support	Resistance
 <b>EURUSD</b>	<b>EURUSD</b> – Harga naik setelah melemahnya USD yang mengakhiri kenaikan selama lima minggu beruntun, karena selera risiko global rebound, membantu mengurangi permintaan untuk mata uang safe-haven. <i>Resistance di 1.1632, support di 1.1571</i>	↑	1.1571	1.1632
 <b>USDJPY</b>	<b>USDJPY</b> – Harga naik karena USD menguat terhadap Yen hingga naik ke level tertinggi dalam tiga tahun didukung oleh ekspektasi inflasi yang tinggi dapat mendorong Fed AS untuk menaikkan suku bunga lebih cepat dari perkiraan, sentimen risiko yang <i>rebound</i> di pasar saham global dan Asia turut menambah tekanan pada harga. <i>Resistance di 114.55, Support di 113.75</i>	↑	113.75	114.55
 <b>USDCHF</b>	<b>USDCHF</b> – Harga turun setelah melemahnya USD yang mengakhiri kenaikan selama lima minggu beruntun, karena selera risiko global rebound, membantu mengurangi permintaan untuk mata uang safe-haven. <i>Resistance utama 0.9251, support 0.9210</i>	↓	0.9210	0.9251
 <b>GBPUSD</b>	<b>GBPUSD</b> – Harga naik setelah melemahnya USD yang mengakhiri kenaikan selama lima minggu beruntun, karena selera risiko global rebound, membantu mengurangi permintaan untuk mata uang safe-haven. <i>Resistance utama 1.3788, support 1.3622</i>	↑	1.3622	1.3788
 <b>AUDUSD</b>	<b>AUDUSD</b> – Harga naik setelah USD melemah karena meningkatnya selera risiko dengan pasar saham global terus naik didukung oleh laporan pendapatan perusahaan yang kuat melampaui perkiraan di AS dan data penjualan ritel AS yang naik di luar perkiraan untuk bulan September. <i>Resistance di 0.7440, Support di 0.7400</i>	↑	0.7400	0.7440
 <b>XAUUSD</b>	<b>XAUUSD</b> – Harga turun karena imbal hasil Treasury AS <i>rebound</i> dan penjualan ritel AS meningkat di luar perkiraan pada bulan September. <i>Resistance di 1788, Support di 1756</i>	↓	1756	1788
 <b>CLc1 (WTI)</b>	<b>Oil</b> – Harga minyak naik ke level tertinggi dalam tiga tahun didukung oleh perkiraan defisit pasokan minyak dalam beberapa bulan ke depan karena pelonggaran pembatasan perjalanan akibat meredanya penyebaran virus corona dapat mendorong permintaan naik. <i>Resistance di 83.05, Support di 81.80</i>	↑	81.80	83.05

### ECONOMIC INDICATORS

DATE	WIB	CT Y	INDICATORS	PER	ACTUAL	FORECAST	PREV.	REV.
<b>Mon/11-Oct-21</b>	ALL	KR	<b>Bank Holiday (Hangul Day)</b>					
	13:00	JP	Machine Tool Orders YoY	Sep P	71.9%	--	85.2%	--
	14:00	EZ	ECB's Villeroy speaks in Paris					
	All	US	<b>Bank Holiday (Colombus Day)</b>					
<b>Tue/12-Oct-21</b>	All	CA	<b>Bank Holiday (Thanksgiving Day)</b>					
	05:30	AU	ANZ Roy Morgan Weekly Consumer Confidence Index	Oct-10		--	--	--
	06:50	JP	PPI YoY	Sep	6.3%	5.9%	5.5%	5.8%
	06:50	JP	PPI MoM	Sep	0.3%	0.3%	0.0%	0.1%
	07:30	AU	NAB Business Conditions	Sep	5	--	14	--
	07:30	AU	NAB Business Confidence	Sep	13	--	-5	-6
	08:00	KR	BoK 7-Day Repo Rate	Oct-12	0.75%	0.75%	0.75%	--
	13:00	GB	Claimant Count Rate	Sep		--	5.4%	--
	13:00	GB	Jobless Claims Change	Sep	-51.1k	--	-58.6k	--
	13:00	GB	Average Weekly Earnings 3M/YoY	Aug	7.2%	7%	8.3%	--
	13:00	GB	Weekly Earnings ex Bonus 3M/YoY	Aug	6%	6%	6.8%	--
	13:00	GB	ILO Unemployment Rate 3Mths	Aug	4.5%	4.5%	4.6%	--
	13:00	GB	Employment Change 3M/3M	Aug	235k	243k	183k	--
	16:00	EZ	ZEW Survey Expectations	Oct	21	--	31.1	--
	16:00	DE	ZEW Survey Expectations	Oct	22.3	24	26.5	--
	16:00	DE	ZEW Survey Current Situation	Oct	21.6	28.5	31.9	--
	17:00	US	NFIB Small Business Optimism	Sep	99.1	--	100.1	--
<b>Wed/13-Oct-21</b>	N/A	CN	Trade Balance CNY	Sep		--	376.31b	--
	N/A	CN	Exports YoY CNY	Sep		--	15.7%	--
	N/A	CN	Imports YoY CNY	Sep		--	23.1%	--
	06:00	KR	Unemployment rate SA	Sep	3%	--	2.8%	--
	07:30	AU	Westpac Consumer Conf SA MoM	Oct	-1.5%	--	2%	--
	07:30	AU	Westpac Consumer Conf Index	Oct	104.6	--	106.2	--
	06:50	JP	Core Machine Orders MoM	Aug	-2.4%	1.7%	0.9%	--
	06:50	JP	Core Machine Orders YoY	Aug	17%	14.7%	11.1%	--
	07:00	NZ	ANZ Activity Outlook	Oct P		--	18.2	--
	07:00	NZ	ANZ Business Confidence	Oct P	-8.6	--	-7.2	--
	10:00	CN	Trade Balance	Sep	\$66.76b	\$46.8b	\$58.34b	\$58.33b
	10:00	CN	Exports YoY	Sep	28.1%	21%	25.6%	--
	10:00	CN	Imports YoY	Sep	17.6%	20%	33.1%	--
	10/19	US	Monthly Budget Statement	Sep		-\$180.0b	-\$170.6b	--
	13:00	DE	CPI MoM	Sep F	0.0%	0.0%	0.0%	--
	13:00	DE	CPI YoY	Sep F	4.1%	4.1%	4.1%	--
	13:00	DE	CPI EU Harmonized MoM	Sep F	0.3%	0.3%	0.1%	--
	13:00	DE	CPI EU Harmonized YoY	Sep F	4.1%	4.1%	3.4%	--
	13:00	GB	Industrial Production MoM	Aug	0.8%	0.2%	1.2%	0.3%
	13:00	GB	Industrial Production YoY	Aug	3.7%	3.1%	3.8%	4.4%
	13:00	GB	Manufacturing Production MoM	Aug	0.5%	0.0%	0.0%	-0.6%
	13:00	GB	Manufacturing Production YoY	Aug	4.1%	4.1%	6%	6.1%
	13:00	GB	Monthly GDP (3M/3M)	Aug	2.9%	3%	3.6%	4.2%
	13:00	GB	Monthly GDP (MoM)	Aug	0.4%	0.5%	0.1%	-0.1%
	13:00	GB	Construction Output MoM	Aug	-0.2%	0.1%	-1.6%	-1.0%
	13:00	GB	Construction Output YoY	Aug	10.1%	5.7%	8.6%	13.1%
	13:00	GB	Index of Services MoM	Aug		--	0.0%	--
	13:00	GB	Index of Services 3M/3M	Aug		--	4.5%	--
	13:00	GB	Visible Trade Balance GBP/Mn	Aug	£-14900m	£-1200b	12706m	14095m
	13:00	GB	Trade Balance Non EU GBP/Mn	Aug	£-8400m	--	£-6990m	£-8100m
	13:00	GB	Trade Balance GBP/Mn	Aug	£-3.700m	--	£-3117m	£-2900m
	16:00	EZ	Industrial Production SA MoM	Aug	-1.6%	-1.6%	1.5%	1.4%
16:00	EZ	Industrial Production WDA YoY	Aug	5.1%	4.7%	7.7%	8%	
18:00	US	MBA Mortgage Applications	Oct-08		--	--	--	
19:30	US	CPI MoM	Sep	0.4%	0.3%	0.3%	--	
19:30	US	CPI Ex Food and Energy MoM	Sep	0.2%	0.2%	0.1%	--	
19:30	US	CPI YoY	Sep	5.4%	5.3%	5.3%	--	
19:30	US	CPI Ex Food and Energy YoY	Sep	4%	4%	4%	--	
19:30	US	CPI Index NSA	Sep	274.31	274.14	273.567	--	
19:30	US	CPI Core Index SA	Sep	280.02	--	279.338	--	
19:30	US	Real Avg Hourly Earning YoY	Sep		--	-0.9%	--	
19:30	US	Real Avg Weekly Earnings YoY	Sep		--	-0.9%	--	
<b>Thu/14-Oct-21</b>	01:00	US	FOMC Meeting Minutes	Sep-22		--	--	--
	04:00	KR	Import Price Index MoM	Sep		--	0.6%	--

	04:00	KR	Import Price Index YoY	Sep	26.8%	--	21.6%	22.4%
	04:00	KR	Export Price Index YoY	Sep	20.2%	--	18.6%	18.9%
	04:00	KR	Export Price Index MoM	Sep		--	1%	--
	05:00	AU	RBA's Debelle Gives Speech at Conference					
	All	HK	<b>Bank Holiday (Chung Yeung Day)</b>					
	07:30	AU	Part Time Employment Change	Sep	-164.7k	--	-78.2k	--
	07:30	AU	Full Time Employment Change	Sep	26.7k	--	-68.0k	--
	07:30	AU	Employment Change	Sep	-138k	-137.5k	-146.3k	--
	07:30	AU	Participation Rate	Sep	64.5%	64.7%	65.2%	--
	07:30	AU	Unemployment Rate	Sep	4.6%	4.8%	4.5%	--
	08:00	AU	Consumer Inflation Expectation	Oct	3.6%	--	4.4%	--
	08:30	CN	CPI YoY	Sep	0.7%	0.9%	0.8%	--
	08:30	CN	PPI YoY	Sep	10.7%	10.5%	9.5%	--
	08:30	JP	BOJ Board Noguchi Speech in Tottori					
	11:30	JP	Industrial Production MoM	Aug F	-3.6%	--	-3.2%	-3.4%
	11:30	JP	Industrial Production YoY	Aug F	8.8%	--	9.3%	11.6%
	11:30	JP	Capacity Utilization MoM	Aug	-3.9%	--	-3.4%	--
	13:30	CH	Producer & Import Prices MoM	Sep	0.2%	--	0.7%	--
	13:30	CH	Producer & Import Prices YoY	Sep	4.5%	--	4.4%	--
	15:30	GB	Bank of England Bank Liabilities/Credit Conditions Surveys					
	19:30	CA	Manufacturing Sales MoM	Aug	0.5%	0.5%	-1.5%	-1.2%
	19:30	US	Initial Jobless Claims	Oct-09	293k	319k	329k	--
	19:30	US	Continuing Claims	Oct-02	2593k	2675k	2727k	--
	19:30	US	PPI Final Demand MoM	Sep	0.5%	0.6%	0.7%	--
	19:30	US	PPI Ex Food and Energy MoM	Sep	0.2%	0.5%	0.6%	--
	19:30	US	PPI Ex Food, Energy, Trade MoM	Sep		--	0.3%	--
	19:30	US	PPI Final Demand YoY	Sep	8.6%	8.7%	8.3%	--
	19:30	US	PPI Ex Food and Energy YoY	Sep	6.8%	7.1%	6.7%	--
	19:30	US	PPI Ex Food, Energy, Trade YoY	Sep		--	6.3%	--
	22:00	US	DOE U.S. Crude Oil Inventories	Oct-08	6088k	702k	2346k	--
	22:00	US	DOE Cushing OK Crude Inventory	Oct-08	-1968k	--	1548k	--
	22:00	US	DOE U.S. Gasoline Inventories	Oct-08	-1958k	-83k	3256k	--
	22:00	US	DOE U.S. Distillate Inventory	Oct-08	-24k	-933k	-396k	--
	22:00	US	DOE U.S. Refinery Utilization	Oct-08	-2.9%	-1%	1.5%	--
<b>Fri/15-Oct-21</b>	N/A	GB	United Kingdom Sovereign Debt to be rated by Moody's					
	04:30	NZ	BusinessNZ Manufacturing PMI	Sep	51.4	--	40.1	39.7
	05:00	US	Fed's Harker Discusses the Economic Outlook					
	16:00	EZ	Trade Balance SA	Aug		--	13.4b	--
	16:00	EZ	Trade Balance NSA	Aug	€4.8b	€16.1b	€20.7b	--
	19:30	CA	Wholesale Trade Sales MoM	Aug	0.3%	0.5%	-2.1%	--
	19:30	US	Empire Manufacturing	Oct	19.8	27	34.3	--
	19:30	US	Retail Sales Advance MoM	Sep	0.7%	-0.2%	0.7%	0.9%
	19:30	US	Retail Sales Ex Auto MoM	Sep	0.8%	0.5%	1.8%	2%
	19:30	US	Import Price Index MoM	Sep	0.4%	0.6%	-0.3%	--
	19:30	US	Retail Sales Ex Auto and Gas	Sep	0.7%	--	2%	2.1%
	19:30	US	Import Price Index ex Petroleum MoM	Sep		0.3%	-0.1%	--
	19:30	US	Retail Sales Control Group	Sep	0.8%	0.4%	2.5%	2.6%
	19:30	US	Import Price Index YoY	Sep	9.2%	--	9%	8.9%
	19:30	US	Export Price Index MoM	Sep	0.1%	0.6%	0.4%	--
	19:30	US	Export Price Index YoY	Sep	16.3%	--	16.8%	--
	20:00	CA	Existing Home Sales MoM	Sep		--	-0.5%	--
	21:00	US	Business Inventories	Aug	0.6%	0.6%	0.5%	0.6%
	21:00	US	U. of Mich. Sentiment	Oct P	71.4	73.1	72.8	--
	21:00	US	U. of Mich. Current Conditions	Oct P	77.9	82	80.1	--
	21:00	US	U. of Mich. Expectations	Oct P	67.2	70.3	68.1	--
	21:00	US	U. of Mich. 1 Yr Inflation	Oct P	4.8%	--	4.6%	--
	21:00	US	U. of Mich. 5-10 Yr Inflation	Oct P	2.8%	--	3%	--
<b>Sat/16-Oct-21</b>	00:00	US	Baker Hughes U.S. Rig Count	Oct-15	543	--	533	--

DATE	WIB	CT Y	INDICATORS	PER	ACTUAL	FORECAST	PREV.	REV.	
Mon/18-Oct-21	04:30	NZ	Performance Services Index	Sep		--	35.6	--	
	04:45	NZ	CPI QoQ	3Q		1.5%	1.3%	--	
	04:45	NZ	CPI YoY	3Q		4.2%	3.3%	--	
	06:01	GB	Rightmove House Prices MoM	Oct		--	0.3%	--	
	06:01	GB	Rightmove House Prices YoY	Oct		--	5.8%	--	
	09:00	CN	GDP SA QoQ	3Q		0.4%	1.3%	--	
	09:00	CN	GDP YoY	3Q		5%	7.9%	--	
	09:00	CN	GDP YTD YoY	3Q		10.1%	12.7%	--	
	09:00	CN	Retail Sales YoY	Sep		3.5%	2.5%	--	
	09:00	CN	Retail Sales YTD YoY	Sep		16.3%	18.1%	--	
	09:00	CN	Industrial Production YoY	Sep		3.8%	5.3%	--	
	09:00	CN	Industrial Production YTD YoY	Sep		12.2%	13.1%	--	
	09:00	CN	Surveyed Jobless Rate	Sep		5.1%	5.1%	--	
	18-Oct - 23-Oct	N/A	US	Monthly Budget Statement	Sep		-\$180.0b	-\$124.6b	--
18-Oct - 24-Oct	N/A	GB	CBI Business Optimism	Oct		--	27	--	
	10:00	AU	RBA's Heath Participates in Online Panel						
	16:30	US	Fed's Quarles Discusses Financial Stability Board						
	19:15	CA	Housing Starts	Sep		--	260.2k	--	
	20:15	US	Industrial Production MoM	Sep		0.2%	0.4%	--	
	20:15	US	Capacity Utilization	Sep		76.5%	76.4%	--	
	20:15	US	Manufacturing (SIC) Production	Sep		0.3%	0.2%	--	
	21:00	US	NAHB Housing Market Index	Oct		75	76	--	
	21:30	CA	BoC Overall Business Outlook Survey	3Q		--	4.2	--	
	21:30	GB	BOE's Jon Cunliffe speaks on digital currencies						
	Tue/19-Oct-21	01:15	US	Fed's Kashkari Discusses Improving Financial Inclusion					
		05:30	AU	ANZ Roy Morgan Weekly Consumer Confidence Index	Oct-17		--	105.6	--
		07:30	AU	RBA Minutes of Oct. Policy Meeting					
		13:00	CH	Exports Real MoM	Sep		--	-0.4%	--
13:00		CH	Imports Real MoM	Sep		--	0.2%	--	
15:15		EZ	ECB's Rehn Speaks at Online Conference						
16:00		EZ	Construction Output MoM	Aug		--	0. %	--	
16:00		EZ	Construction Output YoY	Aug		--	3.3%	--	
17:00		GB	BOE's Catherine Mann speaks on panel						
19:00		EZ	ECB's Panetta Speaks at Online Conference						
19:05		GB	Bank of England's Andrew Bailey speaks on climate change						
19:30		US	Building Permits MoM	Sep		-3%	6%	5.6%	
19:30		US	Building Permits	Sep		1670k	1728k	1721k	
19:30		US	Housing Starts	Sep		1610k	1615k	--	
19:30		US	Housing Starts MoM	Sep		-0.30%	3.90%	--	
20:00		EZ	ECB's Lane Speaks at Online Conference						
22:00		US	Fed's Daly Makes Introductory Remarks at Regional Bank Forum						
Wed/20-Oct-21	01:50	US	Fed's Bostic Interviewed About Long-Term Unemployment						
	02:00	US	Fed's Waller Discusses the Economic Outlook						
	06:30	AU	Westpac Leading Index MoM	Sep		--	-0.27%	--	
	06:50	JP	Trade Balance	Sep		-¥484.2b	-¥635.4b	-¥637.2b	
	06:50	JP	Trade Balance Adjusted	Sep		-¥528.0b	-¥271.8b	--	
	06:50	JP	Exports YoY	Sep		10.5%	26.2%	--	
	06:50	JP	Imports YoY	Sep		34.4%	44.7%	--	
	08:30	CN	New Home Prices MoM	Sep		--	0.16%	--	
	13:00	DE	PPI MoM	Sep		--	1.5%	--	
	13:00	DE	PPI YoY	Sep		--	12%	--	
	13:00	GB	CPIH YoY	Sep		--	3%	--	
	13:00	GB	CPI MoM	Sep		--	0.7%	--	
	13:00	GB	CPI YoY	Sep		--	3.2%	--	
	13:00	GB	CPI Core YoY	Sep		--	3.1%	--	
	13:00	GB	Retail Price Index	Sep		--	307.4	--	
	13:00	GB	RPI MoM	Sep		--	0.6%	--	
	13:00	GB	RPI YoY	Sep		--	4.8%	--	
	13:00	GB	RPI Ex Mort Int.Payments (YoY)	Sep		--	4.9%	--	
	13:00	GB	PPI Output NSA MoM	Sep		--	0.7%	--	
	13:00	GB	PPI Output NSA YoY	Sep		--	5.9%	--	
	13:00	GB	PPI Input NSA MoM	Sep		--	0.4%	--	
	13:00	GB	PPI Input NSA YoY	Sep		--	11%	--	
	14:00	EZ	ECB's Villeroy speaks in Paris						
	14:20	EZ	ECB's Elderson Delivers Speech in Vienna						
	15:00	EZ	ECB Current Account SA	Aug		--	21.6b	--	

	15:30	GB	House Price Index YoY	Aug		--	8%	--
	16:00	EZ	CPI YoY	Sep F		--	3%	3%
	16:00	EZ	CPI Core YoY	Sep F		--	1.9%	--
	16:00	EZ	CPI MoM	Sep F		--	0.5%	--
	18:00	US	MBA Mortgage Applications	Oct-15		--	0.2%	--
	19:30	CA	CPI NSA MoM	Sep		--	0.2%	--
	19:30	CA	CPI YoY	Sep		--	4.1%	--
	19:30	CA	Consumer Price Index	Sep		--	142.6	--
	19:30	CA	CPI Core- Common YoY%	Sep		--	1.8%	--
	19:30	CA	CPI Core- Median YoY%	Sep		--	2.6%	--
	19:30	CA	CPI Core- Trim YoY%	Sep		--	3.3%	--
	20:40	EZ	ECB's Holzmann Speaks at Financial Regulation Conference					
	21:30	US	DOE U.S. Crude Oil Inventories	Oct-15		--	6088k	--
	21:30	US	DOE Cushing OK Crude Inventory	Oct-15		--	-1968k	--
	21:30	US	DOE U.S. Gasoline Inventories	Oct-15		--	-1958k	--
	21:30	US	DOE U.S. Distillate Inventory	Oct-15		--	-24k	--
	21:30	US	DOE U.S. Refinery Utilization	Oct-15		--	-2.9%	--
	22:00	EZ	ECB's Villeroy speaks in Paris					
	23:00	US	Fed's Bostic, Kashkari, Evans and Bullard on Racism and...					
<b>Thu/21-Oct-21</b>	00:00	US	Fed's Quarles Discusses the Economic Outlook					
	01:00	US	U.S. Federal Reserve Releases Beige Book					
	04:00	KR	PPI YoY	Sep		--	7.3%	--
	07:00	KR	Exports 20 Days YoY	Oct		--	22.9%	--
	07:00	KR	Imports 20 Days YoY	Oct		--	38.8%	--
	07:30	AU	NAB Business Confidence	3Q		--	17	--
	13:00	JP	Machine Tool Orders YoY	Sep F		--	71.9%	--
	15:30	HK	Unemployment Rate SA	Sep		4.7%	4.7%	--
	19:30	US	Initial Jobless Claims	Oct-16		--	293k	--
	19:30	US	Continuing Claims	Oct-09		--	2593k	--
	19:30	US	Philadelphia Fed Business Outlook	Oct		24	30.7	--
	20:00	US	Fed's Waller Discusses the U.S. Economy					
	21:00	EZ	Consumer Confidence	Oct A		--	-4	--
	21:00	US	Leading Index	Sep		0.5	0.90%	--
	21:00	US	Existing Home Sales	Sep		6.02m	5.88m	--
	21:00	US	Existing Home Sales MoM	Sep		2.3%	-2%	--
<b>Fri/22-Oct-21</b>	N/A	GB	United Kingdom Sovereign Debt to be rated by S&P					
	02:00	AU	RBA Governor Lowe Participates in Online Panel					
	05:00	AU	Markit Australia PMI Services	Oct P		--	45.5	--
	06:00	AU	Markit Australia PMI Composite	Oct P		--	46	--
	06:00	AU	Markit Australia PMI Mfg	Oct P		--	56.8	--
	06:01	GB	GfK Consumer Confidence	Oct		--	-13	--
	06:30	JP	Natl CPI YoY	Sep		0.2%	-0.4%	--
	06:30	JP	Natl CPI Ex Fresh Food YoY	Sep		0.1%	0.0%	--
	06:30	JP	Natl CPI Ex Fresh Food, Energy YoY	Sep		-0.4%	-0.5%	--
	07:30	JP	Jibun Bank Japan PMI Mfg	Oct P		--	51.5	--
	07:30	JP	Jibun Bank Japan PMI Services	Oct P		--	47.8	--
	07:30	JP	Jibun Bank Japan PMI Composite	Oct P		--	47.9	--
	13:00	GB	Retail Sales Inc Auto Fuel MoM	Sep		--	-0.9%	--
	13:00	GB	Retail Sales Inc Auto Fuel YoY	Sep		--	0.0%	--
	13:00	GB	Retail Sales Ex Auto Fuel MoM	Sep		--	-1.2%	--
	13:00	GB	Retail Sales Ex Auto Fuel YoY	Sep		--	-0.9%	--
	14:30	DE	Markit/BME Germany Manufacturing PMI	Oct P		--	58.4	--
	14:30	DE	Markit Germany Services PMI	Oct P		--	56.2	--
	14:30	DE	Markit/BME Germany Composite PMI	Oct P		--	55.5	--
	15:00	EZ	ECB Survey of Professional Forecasters					
	15:00	EZ	Markit Eurozone Manufacturing PMI	Oct P		--	58.6	--
	15:00	EZ	Markit Eurozone Services PMI	Oct P		--	56.4	--
	15:00	EZ	Markit Eurozone Composite PMI	Oct P		--	56.2	--
	15:30	HK	CPI Composite YoY	Sep		3.7%	1.6%	--
	15:30	GB	Markit UK PMI Manufacturing SA	Oct P		--	57.1	--
	15:30	GB	Markit/CIPS UK Services PMI	Oct P		--	55.4	--
	15:30	GB	Markit/CIPS UK Composite PMI	Oct P		--	54.9	--
	19:30	CA	Retail Sales MoM	Aug		--	-0.6%	--
	19:30	CA	Retail Sales Ex Auto MoM	Aug		--	-1%	--

	20:45	US	Markit US Manufacturing PMI	Oct P		60.5	60.7	--
	20:45	US	Markit US Services PMI	Oct P		55.1	54.9	--
	20:45	US	Markit US Composite PMI	Oct P		--	55	--
	21:00	US	Fed's Daly Discusses the Fed and Climate Change Risk					
<b>Sat/23-Oct-21</b>	00:00	US	Baker Hughes U.S. Rig Count	Oct-22		--	--	--





### EUR/USD

Interest Rate: 0.00% (EU)/0.00%-0.25% (US)



RESISTANCE	1.16481	
	1.16328	
	1.16175	
SUPPORT	1.15869	
	1.15716	
	1.15563	
SUGGESTION	BUY	1.1595
	SELL	---
	S/L	1.1565
	T/P:	1.1640 1.1655

DATE	OPEN	HIGH	LOW	RANGE	CLOSE	CHANGE	PREVIOUS
Oct 15	1.15981	1.16175	1.15869	30,6	1.16022	↑ 5,1	1.15971

WEEKLY		OCTOBER		2021	
HIGH	LOW	HIGH	LOW	HIGH	LOW
1.16232 (14/Oct)	1.15232 (12/Oct)	1.16387 (04/Oct)	1.15232 (12/Oct)	1.23481 (06/Jan)	1.15232 (12/Oct)

All price & chart based on Valbury MT4 Platform

### USDJPY

Interest Rate: 0.00%-0.25% (US)/-0.10% (JP)



RESISTANCE	115.344	
	114.898	
	114.547	
SUPPORT	113.750	
	113.304	
	112.953	
SUGGESTION	BUY	114.15
	SELL	---
	S/L	113.85
	T/P:	114.55 114.85

DATE	OPEN	HIGH	LOW	RANGE	CLOSE	CHANGE	PREVIOUS
Okt 15	113.655	114.452	113.655	79,7	114.197	↑ 54,2	113.655

WEEKLY		OKTOBER		2021	
HIGH	LOW	HIGH	LOW	HIGH	LOW
114.452 (15/Okt)	112.163 (11/Okt)	114.452 (15/Okt))	110.811 (04/Okt)	114.452 (15/Okt)	102.532 (06/Jan)

### GBP/USD

Interest Rate: 0.10% (GB)/0.00%-0.25% (US)



RESISTANCE	1.38937	
	1.38329	
	1.37883	
SUPPORT	1.36829	
	1.36221	
	1.35775	
SUGGESTION	BUY	1.3715
	SELL	---
	S/L	1.3670
	T/P:	1.3785 1.3815

DATE	OPEN	HIGH	LOW	RANGE	CLOSE	CHANGE	PREVIOUS
Oct 15	1.36726	1.37720	1.36666	105,4	1.37438	↑ 72,0	1.36718

WEEKLY		OCTOBER		2021	
HIGH	LOW	HIGH	LOW	HIGH	LOW
1.37720 (15/Oct)	1.35674 (12/Oct)	1.37720 (15/Oct)	1.34325 (01/Okt)	1.42403 (24/Feb)	1.34106 (29/Sep)

All price & chart based on Valbury MT4 Platform

### USD/CHF

Interest Rate: 0.00%-0.25% (US)/ -1.25 to -0.25% (CH)



RESISTANCE	0.92935	
	0.92782	
	0.92513	
SUPPORT	0.92091	
	0.91938	
	0.91669	
SUGGESTION	BUY	---
	SELL	0.9230
	S/L	0.9255
	T/P:	0.9190 0.9175

DATE	OPEN	HIGH	LOW	RANGE	CLOSE	CHANGE	PREVIOUS
Oct 15	0.92307	0.92629	0.92207	42,2	0.92244	↓ 5,6	0.92300

WEEKLY		OCTOBER		2021	
HIGH	LOW	HIGH	LOW	HIGH	LOW
0.93130 (12/Oct)	0.91932 (14/Oct)	0.93365 (01/Oct)	0.91932 (14/Oct)	0.94716 (01/Apr)	0.87565 (06/Jan)



### AUD/USD

Interest Rate: 0.10% (AU)/0.00%-0.25% (US)



RESISTANCE	0.74747	
	0.74567	
	0.74382	
SUPPORT	0.74017	
	0.73837	
	0.73652	
SUGGESTION	BUY	0.7415
	SELL	---
	S/L	0.7405
	T/P:	0.7440 0.7450

DATE	OPEN	HIGH	LOW	RANGE	CLOSE	CHANGE	PREVIOUS
Okt 15	0.74157	0.74387	0.74022	36,5	0.74198	↑ 4,3	0.74155

WEEKLY		OKTOBER		2021	
HIGH	LOW	HIGH	LOW	HIGH	LOW
0.74387 (15/Okt)	0.72910 (11/Okt)	0.74387 (15/Okt)	0.71909 (01/Okt)	0.80059 (25/Feb)	0.71048 (20/Aug)

All price & chart based on Valbury MT4 Platform

### NZD/USD

Interest Rate: 0.50% (NZ)/0.00%-0.25% (US)



RESISTANCE	0.71361	
	0.71059	
	0.70876	
SUPPORT	0.70391	
	0.70089	
	0.69906	
SUGGESTION	BUY	0.7065
	SELL	---
	S/L	0.7050
	T/P:	0.7090 0.7105

DATE	OPEN	HIGH	LOW	RANGE	CLOSE	CHANGE	PREVIOUS
Okt 15	0.70297	0.70758	0.70273	48,5	0.70693	↑ 40,1	0.70292

WEEKLY		OKTOBER		2021	
HIGH	LOW	HIGH	LOW	HIGH	LOW
0.70758 (15/Okt)	0.69103 (13/Okt)	0.70758 (15/Okt)	0.68754 (06/Okt)	0.74634 (25/Feb)	0.68041 (20/Aug)

### USD/CAD

Interest Rate: 0.00%-0.25% (US)/ 0.25%(CA)



RESISTANCE	1.24617	
	1.24290	
	1.24008	
SUPPORT	1.23399	
	1.23072	
	1.22790	
SUGGESTION	BUY	---
	SELL	1.2375
	S/L	1.2400
	T/P:	1.2340 1.2315

DATE	OPEN	HIGH	LOW	RANGE	CLOSE	CHANGE	PREVIOUS
Okt 15	1.23702	1.23963	1.23354	60,9	1.23727	↓ 4,0	1.23687

WEEKLY		OKTOBER		2021	
HIGH	LOW	HIGH	LOW	HIGH	LOW
1.24974 (12/Okt)	1.23354 (15/Okt)	1.27378 (01/Okt)	1.23354 (15/Okt)	1.29479 (20/Aug)	1.20056 (01/Jun)

All price & chart based on Valbury MT4 Platform

### EURJPY

Interest Rate: 0.00%(EU)/-0.1% (JP)



RESISTANCE	133.829	
	133.292	
	132.897	
SUPPORT	131.965	
	131.428	
	131.033	
SUGGESTION	BUY	132.40
	SELL	---
	S/L	132.00
	T/P:	132.90 133.30

DATE	OPEN	HIGH	LOW	RANGE	CLOSE	CHANGE	PREVIOUS
Okt 15	131.839	132.756	131.824	93,2	132.502	↑ 67,0	131.832

WEEKLY		OKTOBER		2021	
HIGH	LOW	HIGH	LOW	HIGH	LOW
132.756 (15/Okt)	129.788 (11/Okt)	132.756 (15/Okt)	128.316 (06/Okt)	134.106 (01/Jun)	125.070 (18/Jan)

### GOLD (XAU/USD)



RESISTANCE	1819.81	
	1808.09	
	1788.18	
SUPPORT	1756.55	
	1744.83	
	1724.92	
SUGGESTION	BUY	---
	SELL	1770.00
	S/L	1777.00
	T/P:	1757.00 1750.00

DATE	OPEN	HIGH	LOW	RANGE	CLOSE	CHANGE	PREVIOUS
Okt 15	1795.18	1796.37	1764.74	31.63	1768.28	↓ 27.53	1795.81

WEEKLY		OKTOBER		2021	
HIGH	LOW	HIGH	LOW	HIGH	LOW
1800.37 (14/Okt)	1750.04 (11/Okt)	1800.37 (14/Okt)	1745.77 (06/Okt)	1959.25 (06/Jan)	1676.73 (08/Mar)

All price & chart based on Valbury MT4 Platform

### SILVER – XAG/USD



RESISTANCE	24.084	
	23.826	
	23.563	
SUPPORT	23.042	
	22.784	
	22.521	
SUGGESTION	BUY	---
	SELL	23.35
	S/L	23.50
	T/P:	23.15 23.00

DATE	OPEN	HIGH	LOW	RANGE	CLOSE	CHANGE	PREVIOUS
Okt 15	23.486	23.568	23.047	0.52	23.300	↓ 0.19	23.492

WEEKLY		OKTOBER		2021	
HIGH	LOW	HIGH	LOW	HIGH	LOW
23.568 (15/Okt)	22.324 (12/Okt)	23.568 (15/Okt)	21.970 (01/Okt)	30.062 (01/Feb)	21.398 (29/Sep)

**OIL WTI – CL-NOV/USD**  
(Exp. 18 Oct 2021)



<b>RESISTANCE</b>	84.29	
	83.46	
	83.04	
<b>SUPPORT</b>	81.79	
	80.96	
	80.54	
<b>SUGGESTION</b>	BUY	82.50
	SELL	---
	S/L	82.05
	T/P:	83.05 83.50

DATE	OPEN	HIGH	LOW	RANGE	CLOSE	CHANGE	PREVIOUS
Okt 15	81.47	82.63	81.38	1.25	82.62	↑ 1.19	81.43

WEEKLY		OKTOBER		2021	
HIGH	LOW	HIGH	LOW	HIGH	LOW
82.63 (15/Okt)	79.42 (13/Okt)	82.63 (15/Okt)	74.22 (01/Okt)	82.63 (15/Okt)	47.17 (04/Jan)

*All price & chart based on Valbury MT4 Platform*



## Disclaimer

All contents of this report have been prepared by the Research Dept. of Valbury Asia Futures and are provided solely for informational purpose. We have taken reasonable measures to ensure the accuracy of the report, however, do not guarantee its accuracy and will not accept liability for any consequential loss or damage which may arise directly or indirectly from any use of the report.

Published by RESEARCH DEPARTMENT – PT VALBURY ASIA FUTURES  
Menara Karya 9th Floor, Jl. HR Rasuna Said Blok X-5 Kav. 1-2 Jakarta 12950 Indonesia  
Phone : +6221-25533777, Email: research@valbury.com

